

Endurance

STRUCTURES



Get serious about sheds.

■ QUALITY ■ FEATURES ■ FLEXIBILITY ■ STRUCTURALLY GUARANTEED

FIELDERS
FINISH ON TOP WITH FIELDERS



- Endurance galvanized "C" section columns are embedded in solid, high-density concrete - typically to 1.4m in a rural shed - bracing the structure against wind and hard knocks.
- Endurance Structures materials meet and/or exceed Australian Standards, offering superior durability.
- The Endurance heavy-duty knee joint in thick gauge plate uses 8-16mm high-tensile zinc plated bolts. Precision made and fully galvanized, the high-density material and triangular design mean more strength and stability, eliminating flex and sag.
- Endurance folded apex joints in thick gauge plate connect the rafters and columns for maximum strength.
- Endurance 7-bend top hat purlins are fully galvanized. They offer less flex, and faster installation due to their ability to be easily lapped.
- The Endurance superior software design system combines custom flexible options and strength - ready for council approval.
- Endurance true custom design means you can name your options - sliding or roller doors, skylights and vents, personal access doors and more.
- Endurance Structures feature gutters and downpipes standard at no extra cost.
- Endurance Structures use high quality, self-drilling screws with neoprene sealing washers.




FINISH ON TOP WITH FIELDERS

ENDURANCE RURAL

Seriously tough for a life on the land.

All around Australia, on farms, orchards, stations and settlements, Endurance Structures stand up to punishing everyday use by no-bull people who rely on their sheds year in, year out. Hay sheds. Equipment sheds. Workshops. Fielders listen to what people in the bush need, and custom-build to customer specifications. You can trust your tractors, produce, stock and equipment to Endurance Sheds, and never worry about the hard knocks of country life, because these sheds are built to take it.





ENDURANCE INDUSTRIAL

Seriously strong workshops

Endurance Structures redefine "industrial strength." Our sheds are hard at work every day as manufacturing spaces, workshops, materials handling centres, storage facilities and more. Superior strength is built in, and complete flexibility of design means work spaces that fit in perfectly with individual needs, right down to the last detail.



Serious strength and innovation - custom built for any application.



For over a century, Fielders have been steel specialists with a reputation for better quality and practical ideas that make all the difference.

So how serious are you about the shed you need? There's no need to compromise because Endurance Sheds can be custom built to your exact specifications - any size, any type. Doors and windows where you want them. Height, span and finish to match your needs. And standard design features that make Endurance Sheds a cut above the rest right from the start.

It's all capped off with a Structural Guarantee* that means better peace of mind in the long run. . .because we're serious about our sheds.

Endurance connections

Precision plates, fully galvanized and connected with 8-16mm high tensile bolts. Triangular plate design and high density bolt pattern for stronger connections with maximum stiffness without flex or sag.



Endurance structural

Thicker materials that exceed Australian Standards. Better purlin design for stiffness and lapping ability. Beefy "C" sections designed for fast, easy construction without welding.



Endurance options

Whilst Endurance Structures supply gutters and downpipes as standard, options include sliding, roller and personal access doors, windows, skylights, spinaway vents, and a whole range of lighting options.



Endurance custom design

Endurance Structures offers a range of standard and custom designs made to order using advanced design techniques and software. Each and every structure is built from scratch using advanced design software that guarantees that Australian Building and Structural Standards are not just met, but exceeded. The 3-dimensional design is quoted, structurally approved and ready for council approval. Size, layout, options, appearance and colour are entirely flexible.




Endurance quality and service.

Endurance Structures bring true precision-built quality to sheds, with unmatched accuracy in components, premium fasteners, pre-punched holes and quality materials throughout. All applicable standards are met or exceeded.

Our high standard of service starts with fast computer design and the supply of a Consulting Engineer's certificate of compliance. Available in high strength steel means that all of our designs have durability built in. Great care is taken that kits are delivered to your site in perfect condition and in keeping with your arrangements. Endurance Structures preferred contractors erect structures quickly and to a consistently high standard of workmanship.





*Structural guarantee applies to Endurance Structures erected by Fielders fully accredited contractors.



ENDURANCE DOMESTIC

Seriously strong on the home front.

People who are serious know that a glorified garden shed just won't cut it in the backyard. Endurance Structures bring strength to home sheds with features that match those found on our workshops and rural structures. Good-looking and discreet, Endurance Domestic Structures refined appearance hides a rugged build that shrugs off rough-and-tumble use.





Get serious about sheds.



Endurance sheds are available in these Colorbond® colours.



FINISH ON TOP WITH FIELDERS

Phone Fielders first 1800 882 672 www.fielders.com.au

ADELAIDE · MELBOURNE · SYDNEY · PERTH · BRISBANE · DARWIN · MILDURA · MT GAMBIER